









# Chime Tone Intercom

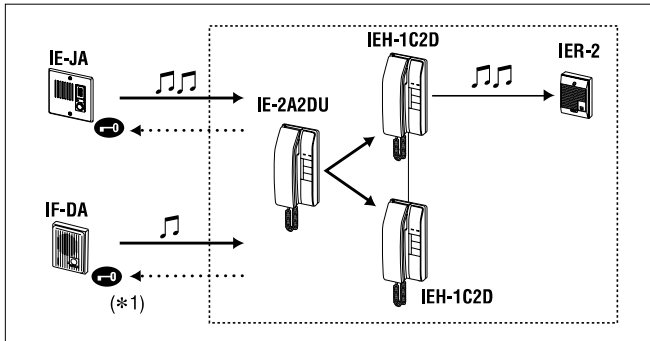
## DOOR 2 ROOM 3 IE-2A2DU

Door station	Master station	Sub station	Lineup
 <p><b>IE-JA</b> Door station → P.98</p>  <p><b>IF-DA</b> Door station → P.98</p> <p><b>Power supply</b> 12~24V DC power supply 12~16V AC transformer</p>	 <p><b>IE-2A2DU</b> Master station, 2 door releases</p>	 <p><b>IE-2AD(U)</b> Master station</p>  <p><b>IEH-1CD</b> Sub master station</p> <p><b>IEH-1C2D</b> 2 door release</p>	 <p><b>EL-12S</b> Electric door strike → P.133</p>  <p><b>AC-10S</b> Access control keypad, surface mount → P.131</p>  <p><b>AC-10F</b> Access control keypad, flush mount → P.131</p>

### Features

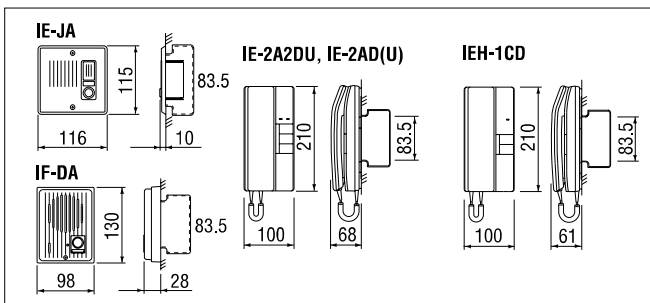
- 3-station chime tone intercom
- 2 door stations w/door release
- All call type room calling
- Chime tone cutout at sub station
- Door selective monitoring at master station
- AC or DC power source

### Communication network

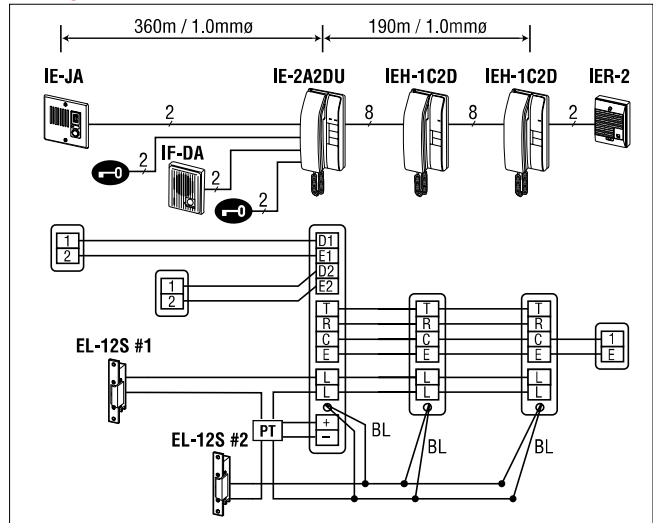


All call type voice calling between rooms  
 (\*1) Available in IE-2A2DU or IE-2AD(U) w/RY-3DL

### Unit dimensions



### Wiring



BL : Blue(2) PT : AC transformer

### Specifications (IE-2A2DU)

Power source	12~16V AC, 200mA 12~24V DC, 200mA
Power supply	AC transformer 12~16V AC, 550mA (for both IE & EL-12S), PS-1225, 1225S/UL/BF/DM
Communication	Door calls in w/4- or 2-tone chime to all stations, 45 sec. Chime can be cut out at sub. Pick up any station handset to reply. Press CALL to call other stations with pretone & voice.
Door release	Contact rating: 24V AC/DC, 500mA
Wiring	2 parallel wires, non-polarized. 6 wires in loop, rooms.
Wiring distance	IE-2A2DU to door 150m(0.65mmø) 360m(1.0mmø) Between rooms 75m(0.65mmø) 190m(1.0mmø)